


Financial Results 2nd Quarter FY2016


Hitz
L&S
L&S


Net Sales	158.1	171.1	13.0
Operating income	-0.4	-0.2	0.2
(Ratio)	-0.3%	-0.1%	
























EfW Market Shares -

Market Shares
2013 – 2015 by supplier











Reference in Southeast and South Asia













