





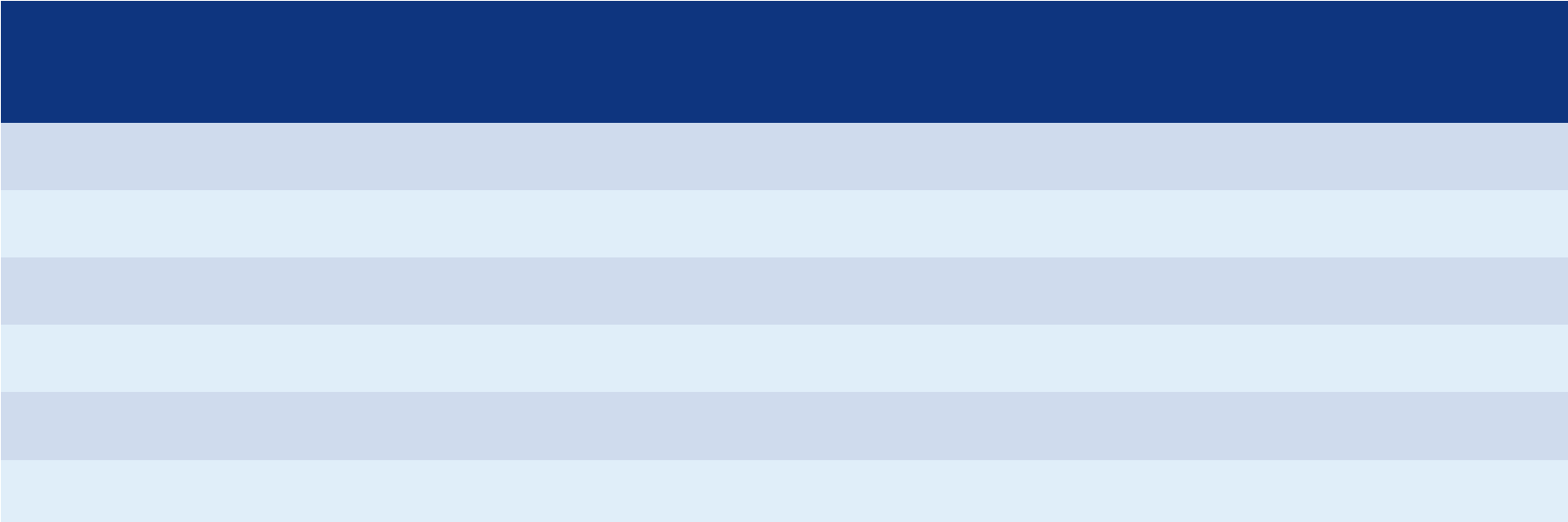


Results for Second Quarter FY2018- Order intake



Results for Second Quarter FY2018- Operating income








FY2017						
	Results (a)	Forecast as of May	Forecast as of Aug. (b)	Forecast as of Nov. (c)	(c) - (a)	(c) - (b)
Environmental Systems and Industrial Plants	257.2	280.0	280.0	280.0	22.8	0.0
Machinery	98.4	100.0	100.0	100.0	1.6	0.0



	FY2017		FY2018		Difference	
	Results (a)	Forecast as of May	Forecast as of Aug. (b)	Forecast as of Nov. (c)	(c) - (a)	(c) - (b)
Environmental Systems and Industrial Plants	1.3	9.0	9.0	5.5	4.2	-3.5
Machinery	2.5	2.0	2.0	2.0	-0.5	0.0
Infrastructure	1.4	1.0	1.0	1.0	-0.4	0.0
Others	0.7	0.5	0.5	0.5	-0.2	0.0
Total	5.9	12.5	12.5	9.0	3.1	-3.5



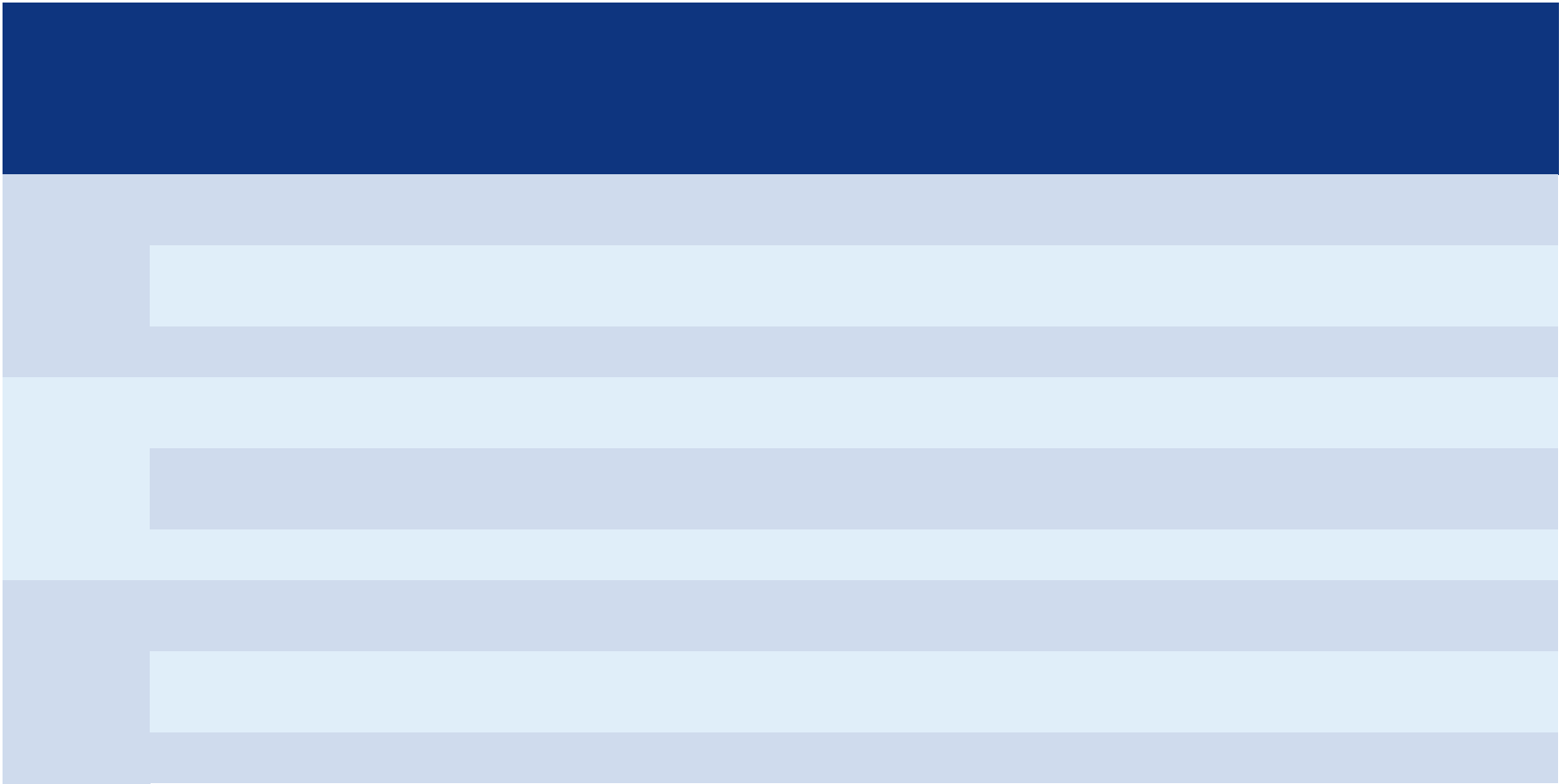

















		FY2015	FY2016	FY2017	FY2018			Difference	

